



PROJECT CARD

Origami




What you'll need...

▶ Square origami paper
and **EITHER...**

▶ *Origami* by Rick Beech
OR

▶ An electronic device to
access instructions online



Fortune Teller

Difficulty: Very Easy

Directions: <http://www.origami-fun.com/>


Simple Box

Difficulty: Easy

Directions: *Origami Complete Guide* /
Rick Beech

OR

<http://www.origami-fun.com/>



Water Bomb

Difficulty: Easy

Directions: *Origami Complete Guide* /
Rick Beech

OR


<http://www.origami-fun.com/>

Butterfly

Difficulty: Easy

Directions: <http://www.origamiway.com/>





Fancy Box

Difficulty: Moderate

Directions: <http://www.nickrobinson.info/origami/petty/>
OR
<https://youtu.be/LVo3dQaWVqs>

Lotus

Difficulty: Moderate

Directions: <http://www.origami-fun.com/>



Crane



Difficulty: Moderate

Directions: *Origami Complete Guide* / Rick Beech
OR
<http://www.origami-fun.com/>

Rose Box

Difficulty: Moderately High

Directions: <http://www.origami-instructions.com/>



Rob Neale's Dragon

Difficulty: Moderate High

Directions: <https://youtu.be/4rCwwbqwTS4>

Video Author: Shinyorigami